

CPD15/18/20/25 /30/35/38

A3H4-M A5H4-S/M A5XH4-S



1.5-3.8 t

H4 Series Battery Powered
Counterbalance Forklift truck



ANHUI HELI CO., LTD.

Add / No.668, FangXing Road, Hefei, China

Fax / +86-551-63639966

Tel / +86-551-63639068(America); 63639258(Europe); 63639358(Asia);
63662105(Africa & Middle East);



LinkedIn



YouTube



Facebook

Lead & Lithium Are Ready To Go.

H4 series 1.5-3.8 t battery powered counterbalance forklift truck emerge as the times require

People oriented design concept / inheritance family design concept
seek breakthrough in a appearance / showing dynamic charm in design details



Comfort and energy saving

01-02

The user experience is fully considered, and the superior operating space design provides high driving comfort.



Stable and Reliable

03-04

CAE analysis, component bench test and whole truck strengthening test are used to ensure reliability.



Intelligent security

05

Intelligent control and protection improve the safety of drivers.



Convenient maintenance

06

More convenient maintenance operation improves the maintenance efficiency of after-sale services.

Comfort and energy saving

The user experience is fully considered, and the superior operating space design provides high driving comfort.

Wide view mast design, wide front view

The big handle and the super spacious cab design are suitable for people of different heights.

Steering wheel start steering (optional)

P, E, S three speed regulation

- P — Powerful
 - E — Economics
 - S — Energy saving
- Multi gear performance mode can be freely selected according to actual working conditions.



The whole truck is equipped with LED lighting system as standard, with high brightness, long service life and more energy saving

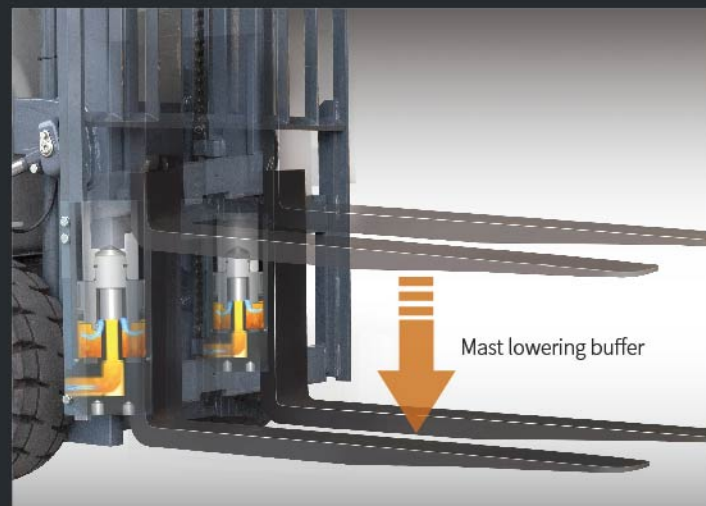
Reversing horn handle (s optional, M standard)



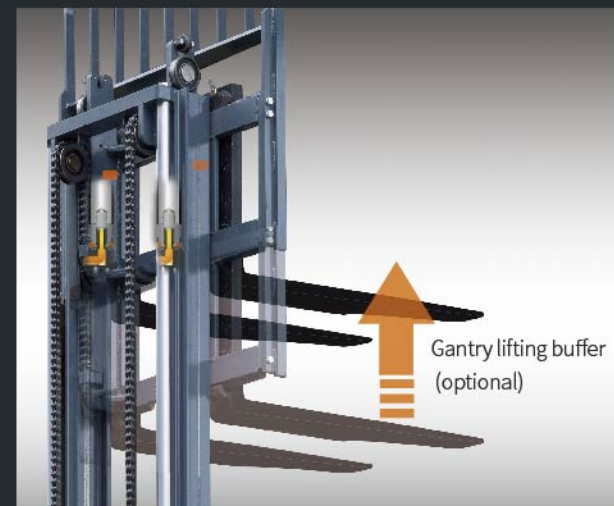
Semi enclosed shock-absorbing seat offers high comfort.



Electric special pattern tyre has low driving damping.



Mast lowering buffer



Gantry lifting buffer (optional)

Right set operating valve stem offers good operation comfort.

Intelligent color screen instrument offers more friendly human-computer interaction.



Graphical interface design / Chinese fault display / integrated handheld unit function / optional integrated vehicle networking function



Full package design of instrument panel; Water cup holder, mobile phone storage space, USB interface (optional for S, standard for M)

Stable and Reliable

CAE analysis, component bench test and whole truck strengthening test are used to ensure reliability.

Reliable components



Steering axle:
Cast axle body, tapered roller bearing




Drive axle:
integral brake drum, integral cast axle housing, half shaft oil seal design, high-precision gear with large coincidence



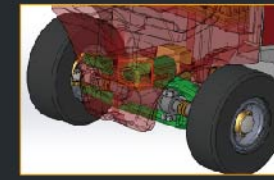
Mast:
Borrowing the main components of mature mast of internal combustion forklift truck

Sheet metal stamping side cover

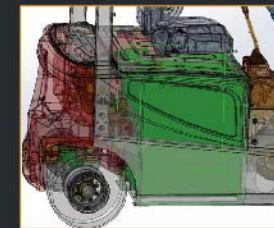
All metal anti-skid pedal



Good lateral stability of the whole truck and guaranteed safety during operation



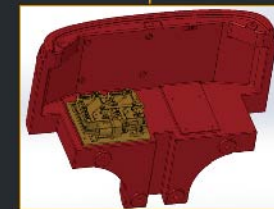
High rotation point steering axle



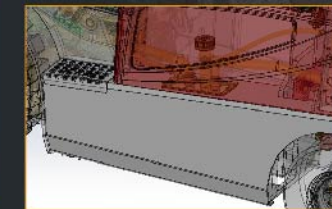
Middle and sink layout of the battery



Good heat dissipation



The electric control is placed on the counterweight



Side mounted welded oil tank

Test verification



Rain test

Simulate the operation under 15min rainstorm, reach IPx4 protection grade, and meet the needs of outdoor operation.



Cold storage test

The whole truck can run continuously after 6 hours of alternating operation in the -20 °C cold storage and 12 hours of parking in the cold storage.



Vehicle vibration test

The vibration frequency of the whole truck is tested to optimize and improve the operating comfort.



Reliability endurance test

800 hour strengthening of the whole truck (including climbing, rain, bumpy road, etc.).

Intelligent security

Intelligent control and protection improve the safety of drivers.

- Dual core controller
- OPS protection
(standard driving OPS / optional hydraulic OPS)
- Hydraulic burst protection, forward tilting self-locking protection
- Electrical multiple protection
(short circuit protection, overheat protection, low power protection, sequence protection)
- Parking safety reminder
- Reminder through slow sliding on ramp
- Turning automatic deceleration (optional)



- Flexible battery charging mode (can be charged with the truck or replaced)
- Pump, pump motor, controller and other main electrical components are located on the counterweight, which is convenient for maintenance.
- Friendly interface



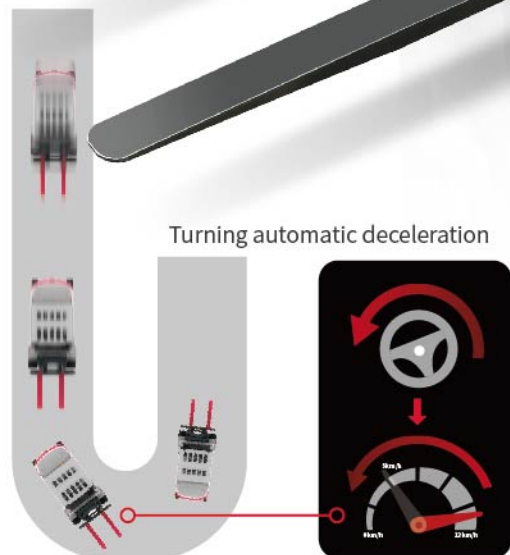
ADMIN

1.SW MONITOR	7.P.M.SET
2.OPERATE MONITOR	8.BDI SET
3.TEMP MONITOR	9.STEER SET
4.CUR MONITOR	10.T.M.CUR SET
5.USER.SET	11.T.S.CUR SET
6.T.M. SET	12.P.M.CUR SET



Convenient maintenance

More convenient maintenance operation improves the maintenance efficiency of after-sale services.

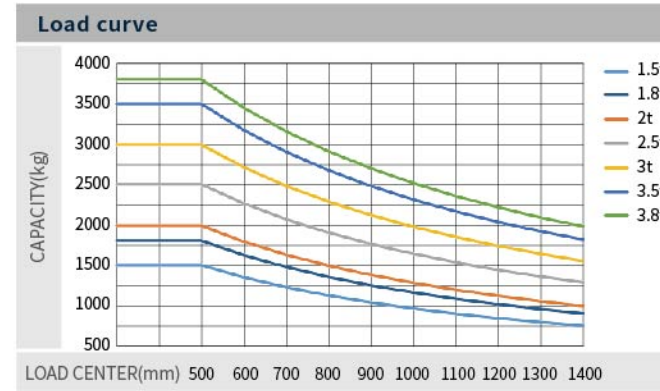
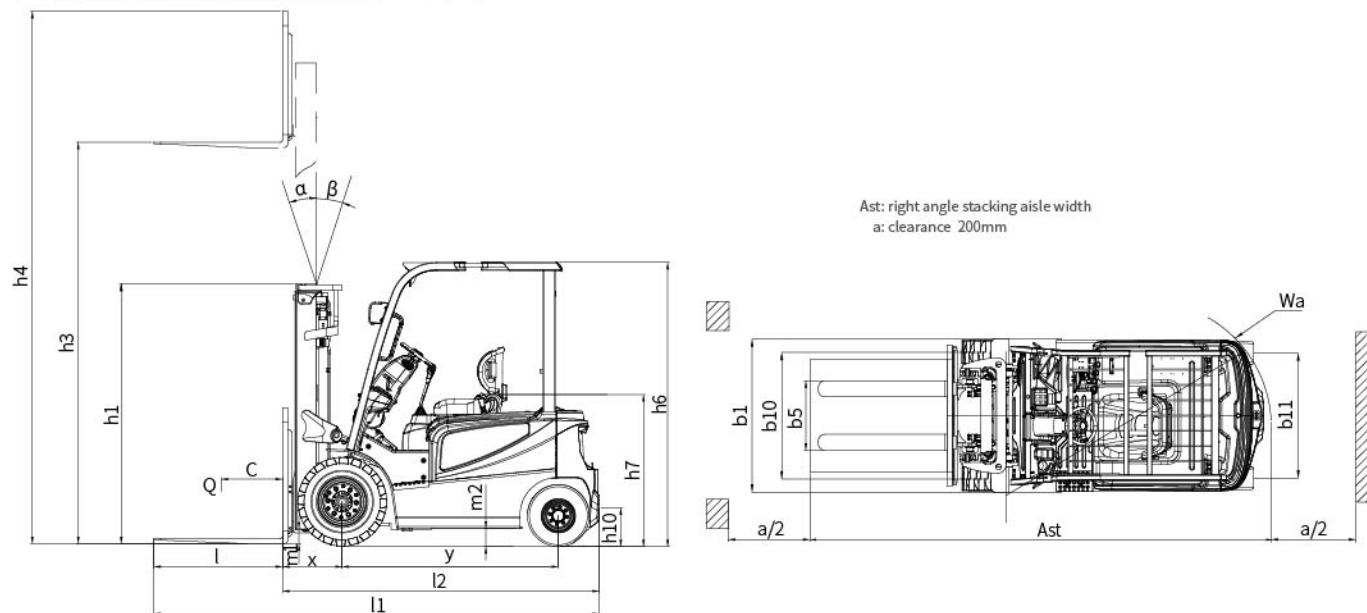


Manufacturer and Technical Data (Table 1)

Characteristics						
1.01	Manufacturer			HELI		
1.02	Model			CPD15	CPD18	CPD20
1.03	Configuration number			A3H4-M/ A5H4-M	A3H4-M/ A5H4-M	A5H4-S
1.04	Rated capacity	Q	kg	1500	1800	2000
1.05	Load center distance	c	mm		500	
1.06	Power mode			Battery		
1.07	Driving mode			Seated		
1.08	Front overhang	x	mm		409	414
1.09	Wheelbase	y	mm	1475		
Weight						
2.01	Total weight (with/without battery)		kg	3125/2365	3175/2415	3050/2350
2.02	Axle load (laden, front/rear)		kg	3963/662	4431/544	3934/616
2.03	Axle load (unladen, front/rear)		kg	1547/1578	1540/1635	1518/1532
Tyres						
3.01	Tyre type			Pneumatic tyre		
3.02	Tyre size, front			6.50-10-10PR		
3.03	Tyre size, rear			16×6-8-10PR		
3.04	Wheels, number front/rear (x=driven wheels)			2/2		
3.05	Tread, front	b10	mm	934		
3.06	Tread, rear	b11	mm	920		
Dimensions						
4.01	Mast tilt angle (forward/backward)	α/β	°	6/8		
4.02	Height (mast lowered)	h1	mm	1995		
4.03	Free lifting height	h2	mm	155		
4.04	Lifting height (standard)	h3	mm	3000		
4.05	Max. height, extended (with backrest)	h4	mm	4014		
4.06	Height of overhead guard	h6	mm	2130		
4.07	Seat height relating to SIP (to ground)	h7	mm	1125		
4.08	Towing coupling height	h10	mm	250		
4.09	Overall length (with fork)	l1	mm		3120	3125
4.10	Overall length (without fork)	l2	mm		2200	2205
4.11	Overall width	b1	mm	1120		
4.12	Fork carriage, according to ISO2328	s/e/l	mm	2A		
4.13	Fork size: thickness x width x length			35×100×920		
4.14	Distance across fork-arms, Max./Min.	b5	mm	960/200		
4.15	Distance across fork-arms, Max./Min.	m1	mm	100		
4.16	Ground clearance (center of wheelbase)	m2	mm	95		
4.17	Right angle stacking aisle width for pallet 1000×1200mm (the side of 1200mm is placed across the forks.)	Ast	mm		3575	3580
4.18	Right angle stacking aisle width for pallet 800×1200mm (the side of 1200mm is placed along the forks.)	Ast	mm		3770	3775
4.19	Min. outside turning radius	Wa	mm	1920		
Performance Data						
5.01	Travel speed (laden/unladen)		km/h	14.5/15	14.5/15	12/13
5.02	Lift speed (laden/unladen)		m/s	0.320/0.440	0.290/0.440	0.290/0.400
5.03	Lowering speed (laden/unladen)		m/s			0.400/0.400
5.04	Max. drawbar pull (laden/unladen)		N	10200/9700	10200/9800	10200/9700
5.05	Max. gradeability (laden/unladen)		%	17/27	15/26	15/23
5.06	Acceleration time (10 m) (laden/unladen)		s	5.5/5.2	5.6/5.3	6.0/5.7
Battery						
6.01	Battery, according to DIN			43531A		
6.02	Battery voltage/Capacity (K5)		V/Ah	48/480	48/480	48/400
6.03	Battery weight		kg	760	760	705
Motor and controller						
7.01	Driving motor powering (S2-60min)		kW	8		
7.02	Lifting motor powering (S3-15%)		kW	10.6		
7.03	Driving motor controlling mode			MOSFET/AC		
7.04	Lifting motor controlling mode			MOSFET/AC		
Addition data						
8.01	Service brake/Parking brake			Hydraulic/Mechanical		
8.02	Operating pressure for attachments		Mpa	16		

Manufacturer and Technical Data (Table 2)

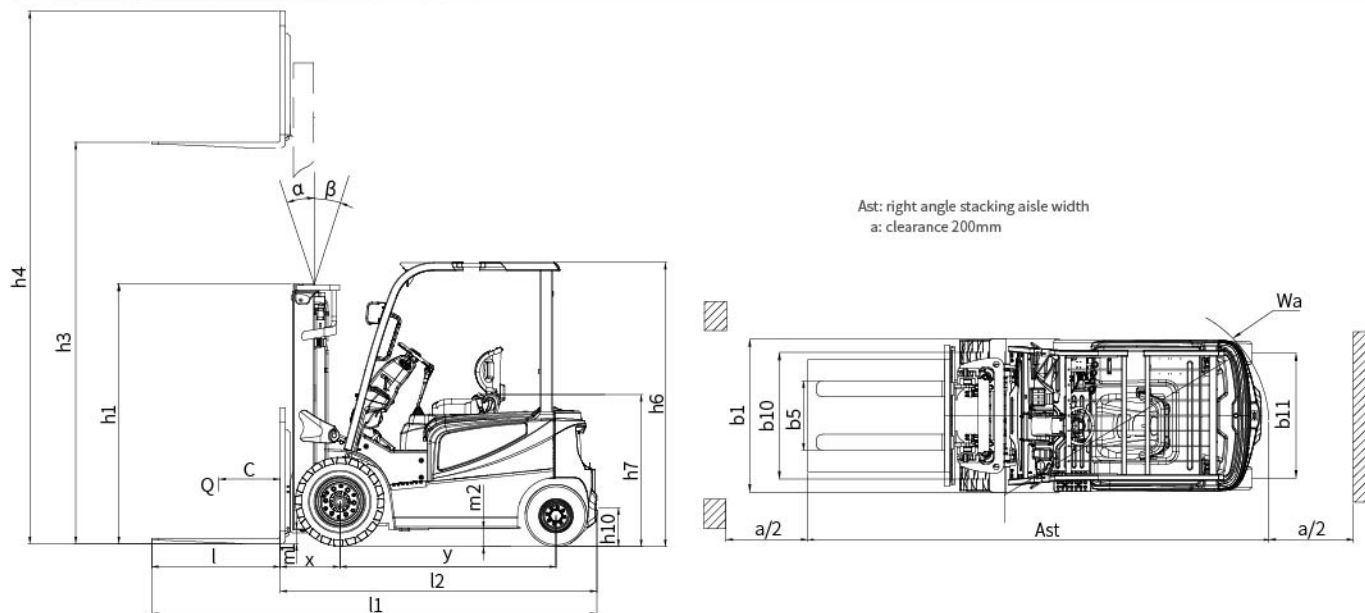
Characteristics						
1.01	Manufacturer			HELI		
1.02	Model			CPD20	CPD25	CPD20
1.03	Configuration number			A3H4-M/ A5H4-M	A3H4-M/ A5H4-M	A5H4-S
1.04	Rated capacity	Q	kg	2000	2500	2000
1.05	Load center distance	c	mm		500	
1.06	Power mode			Battery		
1.07	Driving mode			Seated		
1.08	Front overhang	x	mm		460	
1.09	Wheelbase	y	mm	1660		
Weight						
2.01	Total weight (with/without battery)		kg	4030/3100	4190/3260	3940/3100
2.02	Axle load (laden, front/rear)		kg	5300/730	6010/680	5220/720
2.03	Axle load (unladen, front/rear)		kg	2050/1980	2140/2150	2030/1930
Tyres						
3.01	Tyre type			Pneumatic tyre		
3.02	Tyre size, front			7.00-12-14PR		
3.03	Tyre size, rear			18×7-8-14PR		
3.04	Wheels, number front/rear (x=driven wheels)			2/2		
3.05	Tread, front	b10	mm	970		
3.06	Tread, rear	b11	mm	960		
Dimensions						
4.01	Mast tilt angle (forward/backward)	α/β	°	6/10		
4.02	Height (mast lowered)	h1	mm	2000		
4.03	Free lifting height	h2	mm	165		
4.04	Lifting height (standard)	h3	mm	3000		
4.05	Max. height, extended (with backrest)	h4	mm	4020		
4.06	Height of overhead guard	h6	mm	2170		
4.07	Seat height relating to SIP (to ground)	h7	mm	1154		
4.08	Towing coupling height	h10	mm	300		
4.09	Overall length (with fork)	l1	mm	3354	3504	3354
4.10	Overall length (without fork)	l2	mm	2434		
4.11	Overall width	b1	mm	1180		
4.12	Fork carriage, according to ISO2328	s/e/l	mm	2A		
4.13	Fork size: thickness x width x length			40×122×920	40×122×1070	40×122×920
4.14	Distance across fork-arms, Max./Min.	b5	mm	1030/250		
4.15	Distance across fork-arms, Max./Min.	m1	mm	100		
4.16	Ground clearance (center of wheelbase)	m2	mm	125		
4.17	Right angle stacking aisle width for pallet 1000×1200mm (the side of 1200mm is placed across the forks.)	Ast	mm		3753	3753
4.18	Right angle stacking aisle width for pallet 800×1200mm (the side of 1200mm is placed along the forks.)	Ast	mm		3953	3953
4.19	Min. outside turning radius	Wa	mm	2140		
Performance Data						
5.01	Travel speed (laden/unladen)		km/h	14.5/15	14.5/15	12/13
5.02	Lift speed (laden/unladen)		m/s	0.320/0.440	0.290/0.440	0.290/0.400
5.03	Lowering speed (laden/unladen)		m/s			0.360/0.460
5.04	Max. drawbar pull (laden/unladen)		N	13600/13000	14000/13300	13600/13000
5.05	Max. gradeability (laden/unladen)		%	17/26	15/25	15/25
5.06	Acceleration time (10 m) (laden/unladen)		s	5.9/5.0	6.1/5.0	6.0/5.3
Battery						
6.01	Battery, according to DIN			43531A		
6.02	Battery voltage/Capacity (K5)		V/Ah	48/600	48/600	48/500
6.03	Battery weight		kg	930	930	840
Motor and controller						
7.01	Driving motor powering (S2-60min)		kW	11		
7.02	Lifting motor powering (S3-15%)		kW	12		
7.03	Driving motor controlling mode			MOSFET/AC		
7.04	Lifting motor controlling mode			MOSFET/AC		
Addition data						
8.01	Service brake/Parking brake			Hydraulic/Mechanical		
8.02	Operating pressure for attachments		Mpa	16		



Note:
The vertical axis stands for load capacity and the horizontal axis stands for load center which is calculated from the front surface of the forks to the gravity of the standard load. The standard load means a cubic with 1000mm edge length. When mast is tilted forward, using non-standard forks or loading large goods, the load capacity will be reduced. The load capacity of standard mast at different load center can be known from this load chart.

Manufacturer and Technical Data (Table 3)

Characteristics						
1.01	Manufacturer					HELI
1.02	Model		CPD30	CPD35	CPD30	CPD38
1.03	Configuration number		A3H4-M/ A5H4-M	A3H4-M/ A5H4-M	A5H4-S	A5H4-S
1.04	Rated capacity	Q	kg	3000	3500	3800
1.05	Load center distance	c	mm	500	500	500
1.06	Power mode				Battery	Seated
1.07	Driving mode					
1.08	Front overhang	x	mm	477	482	482
1.09	Wheelbase	y	mm		1750	1780
Weight						
2.01	Total weight (with/without battery)		kg	4995/3685	5310/4000	4900/3700
2.02	Axle load (laden,front/rear)		kg	7095/900	7915/895	7075/825
2.03	Axle load (unladen,front/rear)		kg	2455/2540	2465/2845	2390/2510
Tyres						
3.01	Tyre type			Pneumatic tyre(front tyre)/Solid tyre(rear tyre)		
3.02	Tyre size,front			28×9-15-14PR		
3.03	Tyre size,rear			18×7-8		
3.04	Wheels,number front/rear (x=driven wheels)			2/2		
3.05	Tread, front	b10	mm	1000		
3.06	Tread, rear	b11	mm	970		
Dimensions						
4.01	Mast tilt angle (forward/backward)	α/β	°	6/10		
4.02	Height (mast lowered)	h1	mm	2070	2120	2070
4.03	Free lifting height	h2	mm	155		
4.04	Lifting height (standard)	h3	mm	3000		
4.05	Max. height,extended (with backrest)	h4	mm	4217		
4.06	Height of overhead guard	h6	mm	2180		
4.07	Seat height relating to SIP (to ground)	h7	mm	1164		
4.08	Towing coupling height	h10	mm	310		
4.09	Overall length (with fork)	l1	mm	3637	3642	3637
4.10	Overall length (without fork)	l2	mm	2567	2572	2567
4.11	Overall width	b1	mm	1260		
4.12	Fork carriage,according to ISO2328	s/e/l	mm	3A		
4.13	Fork size:thickness x width x length			45×125×1070	50×125×1070	45×125×1070
4.14	Distance across fork-arms, Max./Min.	b5	mm	1060/250		
4.15	Distance across fork-arms, Max./Min.	m1	mm	110		
4.16	Ground clearance (center of wheelbase)	m2	mm	135		
4.17	Right angle stacking aisle width for pallet 1000×1200mm (the side of 1200mm is placed across the forks.)	Ast	mm	3912	3917	3912
4.18	Right angle stacking aisle width for pallet 800×1200mm (the side of 1200mm is placed along the forks.)	Ast	mm	4115	4117	4152
4.19	Min. outside turning radius	Wa	mm	2235	2235	2235
Performance Data						
5.01	Travel speed (laden/unladen)		km/h	14.5/15	14.5/15	12/13
5.02	Lift speed (laden/unladen)		m/s	0.320/0.440	0.290/0.440	0.290/0.400
5.03	Lowering speed (laden/unladen)		m/s	0.400/0.400		
5.04	Max.drawbar pull (laden/unladen)		N	16300/15800	17000/16600	16300/16000
5.05	Max.gradeability (laden/unladen)		%	17/26	15/23	15/22
5.06	Acceleration time(10 m)(laden/unladen)		s	5.7/5.1	6.1/5.2	5.8/5.3
Battery						
6.01	Battery,according to DIN			43536A		
6.02	Battery voltage/Capacity (KS)		V/Ah	80/480	80/480	80/400
6.03	Battery weight		kg	1310	1310	1200
Motor and controller						
7.01	Driving motor powering (S2-60min)		kW	15		
7.02	Lifting motor powering (S3-15%)		kW	16		
7.03	Driving motor controlling mode			MOSFET/AC		
7.04	Lifting motor controlling mode			MOSFET/AC		
Addition data						
8.01	Service brake/Parking brake			Hydraulic/Mechanical		
8.02	Operating pressure for attachments		Mpa	16		



1.5t/1.8t/2t(E) Mast parameters

Mast type	Mast model	Max.lifting height (mm)	Load capacity (kg)			Height (mm)		Free lift height (with backrest) (mm)		Service weight (kg)					Mast tilt angle α/β (°)	
			1.5t	1.8t	2t (E)	1.5-1.8t	2t(E)	1.5-1.8t	2t (E)	1.5t-S	1.5t-M	1.8t-S	1.8t-M	2t (E)	1.5-1.8t	2t (E)
2-stage standard Mast	M200	2000	1500	1800	2000	1495	1495	155	155	2986	3061	3036	3111	3236	6/8	6/8
	M250	2500	1500	1800	2000	1745	1745	155	155	3018	3093	3068	3143	3268	6/8	6/8
	M300	3000	1500	1800	2000	1995	1995	155	155	3050	3125	3100	3175	3300	6/8	6/8
	M330	3300	1500	1800	2000	2145	2145	155	155	3069	3144	3119	3194	3319	6/8	6/8
	M350	3500	1500	1800	2000	2245	2245	155	155	3082	3157	3132	3207	3332	6/8	6/6
	M370	3700	1500	1800	2000	2345	2345	155	155	3095	3170	3145	3220	3345	6/6	6/6
	M400	4000	1500	1800	2000	2545	2545	155	155	3143	3218	3193	3268	3393	6/6	6/6
	M425	4250	1500	1800	1950	2670	2670	155	155	3160	3235	3210	3285	3410	6/6	6/6
	M450	4500	1450	1800	1750	2795	2795	155	155	3176	3251	3226	3301	3426	6/6	6/6
	M500	5000	1300	1400	1500	3045	3045	155	155	3208	3283	3258	3333	3458	6/6	6/6
	M550	5500	1000	1100	1300	3345	3345	155	155	3270	3345	3320	3395	3520	3/6	3/6
	M600	6000	800	900	900	3595	3595	155	155	3302	3377	3352	3427	3552	3/6	3/6
2-stage full free mast	ZM200	2000	1500	1800	2000	1495	1495	485	485	3035	3110	3085	3160	3285	6/8	6/8
	ZM250	2500	1500	1800	2000	1745	1745	735	735	3067	3142	3117	3192	3317	6/8	6/8
	ZM300	3000	1500	1800	2000	1995	1995	985	985	3101	3176	3151	3226	3351	6/8	6/8
	ZM330	3300	1500	1800	2000	2145	2145	1135	1135	3123	3198	3173	3248	3373	6/8	6/8
	ZM350	3500	1500	1800	2000	2245	2245	1235	1235	3138	3213	3188	3263	3388	6/8	6/8
	ZM370	3700	1500	1800	2000	2345	2345	1335	1335	3150	3225	3200	3275	3400	6/6	6/6
	ZM400	4000	1500	1800	2000	2545	2545	1535	1535	3198	3273	3248	3323	3448	6/6	6/6
	ZM425	4250	1500	1800	1950	2670	2670	1660	1660	3217	3292	3267	3342	3467	6/6	6/6
	ZM450	4500	1450	1800	1750	2795	2795	1785	1785	3236	3311	3286	3361	3486	6/6	6/6
	ZM500	5000	1200	1400	1500	3045	3045	2035	2035	3270	3345	3320	3395	3520	6/6	6/6
	ZM550	5500	1000	1100	1300	3345	3345	2335	2335	3331	3406	3381	3456	3581	3/6	3/6
	ZM600	6000	800	900	900	3595	3595	2585	2585	3365	3440	3415	3490	3615	3/6	3/6
3-stage full free mast	ZSM360	3600	1500	1800	2000	1790	1790	785	785	3149	3224	3199	3274	3399	6/6	6/6
	ZSM400	4000	1500	1800	2000	1925	1925	920	920	3173	3248	3223	3298	3423	6/6	6/6
	ZSM435	4350	1450	1700	1850	2040	2040	1035	1035	3198	3273	3248	3323	3448	6/6	6/6
	ZSM450	4500	1400	1650	1750	2090	2090	1085	1085	3209	3284	3259	3334	3459	6/6	6/6
	ZSM470	4700	1350	1600	1650	2160	2160	1155	1155	3225	3300	3275	3350	3475	6/6	6/6
	ZSM480	4800	1300	1550	1650	2190	2190	1185	1185	3232	3307	3282	3357	3482	6/6	6/6
	ZSM500	5000	1200	1400	1500	2290	2290	1285	1285	3253	3328	3303	3378	3503	6/6	6/6
	ZSM540	5400	1000	1100	1300	2415	2415	1410	1410	3279	3354	3329	3404	3529	3/6	3/6
	ZSM600	6000	800	900	900	2640	2640	1635	1635	3351	3426	3401	3476	3601	3/6	3/6
	ZSM650	6500	1100	1250	1250	2840	2840	1835	1835	3389	3464	3439	3514	3639	3/3	3/3
	ZSM700	7000	900	950	950	3025	3025	2025	2025	3427	3502	3477	3552	3677	3/3	3/3

Note: *Indicates the rated load capacity of the front wheel with twin tyres; 2t (E) indicates that the truck type is CPD20-A5XH4-S; When the front wheels of 1.5-1.8t are twin tyres (pneumatic tyres) and twin tyres (solid tyres), the service weight is increased by 58kg and 104kg respectively according to the table data.
2-stage full free mast: 1.5-2t(E): When there is no backrest, the free lifting height increases by 379mm.
3-stage full free mast: 1.5-2t(E): When there is no backrest, the free lifting height increases by 484mm.

2t/2.5t Mast parameters

Mast type	Mast model	Max.lifting height (mm)	Load capacity (kg)			Height (mm)	Free lift height (with backrest) (mm)	Service weight (kg)				Mast tilt angle α/β (°)
			2t	2.5t	2-2.5t			2.0t-S	2.0t-M	2.5t-S	2.5t-M	
2-stage standard Mast	M200	2000	2000	2500	1500	150	3860	3950	4020	4110	6/10	
	M250	2500	2000	2500	1750	150	3908	3998	4068	4158	6/10	
	M300	3000	2000	2500	2000	150	3940	4030	4100	4190	6/10	
	M330	3300	2000	2500	2150	150	3980	4070	4140	4230	6/10	
	M350	3500	2000	2500	2250	150	3999	4089	4159	4249	6/10	
	M370	3700	2000	2500	2350	150	4015	4105	4175	4265	6/6	
	M400	4000	2000	2500	2550	150	4087	4177	4247	4337	6/6	
	M425	4250	1950	2450	2675	150	4111	4201	4271	4361	6/6	
	M450	4500	1900	2400	2800	150	4133	4223	4293	4383	6/6	
	M500	5000	1800	2100	3050	150	4177	4267	4337	4427	6/6	
	M550	5500	1700	2150	3350	150	4268	4358	4428	4518	6/6	
	M600	6000	1600	2180	3600	150	4313	4403	4473	4563	6/6	
2-stage full free mast	ZM200	2000	2000	2500	1500	496	4127	4217	4287	4377	6/10	
	ZM250	2500	2000	2500	1750	746	4193	4283	4353	4443	6/10	
	ZM300	3000	2000	2500	2000	996	4260	4350	4420	4510	6/10	
	ZM330	3300	2000	2500	2150	1146	4300	4390	4460	4550	6/10	
	ZM350	3500	2000	2500	2250	1246	4327	4417	4487	4577	6/10	
	ZM370	3700	2000	2500	2350	1346	4353	4443	4513	4603	6/6	
	ZM400	4000	2000	2500	2550	1546	4444	4534	4604	4694	6/6	
	ZM425	4250	1950	2450	2675	1671	4477	4567	4637	4727	6/6	
	ZM450	4500	1900	2400	2800	1796	4510	4600	4670	4760	6/6	
	ZM500	5000	1800	2100	3050	2046	4577	4667	4737	4827	6/6	
	ZM550	5500	1700	2150	3350	2346	4694	4784	4854	4944	6/6	
	Z											

3t/3.5t/3.8t Mast parameters																			
Mast type	Mast model	Max.lifting height (mm)	Load capacity (kg)					Height (mm)			Free lift height (with backrest) (mm)			Service weight (kg)				Mast tilt angle α/β (°)	
			3t-M	3t-S	3.5t-M	3.5t-S	3.8t	3t	3.5t	3.8t	3t	3.5t	3.8t	3.0t-S	3.0t-M	3.5t-S	3.5t-M		3.8t-S
2-stage standard Mast	M200	2000	3000	3000	3500	3500	3800	1570	1620	1680	155	160	160	4804	4899	5004	5204	5504	6/10
	M250	2500	3000	3000	3500	3500	3800	1820	1870	1930	155	160	160	4852	4947	5057	5257	5557	6/10
	M300	3000	3000	3000	3500	3500	3800	2070	2120	2180	155	160	160	4900	4995	5110	5310	5610	6/10
	M330	3300	3000	3000	3500	3500	3800	2220	2270	2330	155	160	160	4929	5024	5142	5342	5642	6/10
	M350	3500	3000	3000	3500	3500	3800	2320	2370	2430	155	160	160	4948	5043	5163	5363	5663	6/10
	M370	3700	3000	3000	3500	3300	3800	2420	2470	2530	155	160	160	4967	5062	5184	5384	5684	6/6
	M400	4000	3000	2850	3500	3150	3700	2620	2670	2730	155	160	160	5047	5142	5268	5468	5768	6/6
	M425	4250	2850	2750	3300	3050	3550	2745	2795	2855	155	160	160	5071	5166	5294	5494	5794	6/6
	M450	4500	2850	2800	3400	3150	3650	2870	2920	2980	155	160	160	5095	5190	5321	5521	5821	6/6
	M500	5000	2850	2700	3350	3000	3500	3120	3170	3230	155	160	160	5143	5238	5374	5574	5874	6/6
M550	5500	2250	1950	2350	2300	2700	3420	3470	3530	155	160	160	5241	5336	5478	5678	5978	6/6	
M600	6000	2650	2150	2700	2350	3000	3670	3720	3780	155	160	160	5289	5384	5531	5731	6031	6/6	
2-stage full free mast	ZM200	2000	3000	3000	3500	3500	3800	1570	1620	1680	340	443	503	4832	4927	5028	5228	5528	6/10
	ZM250	2500	3000	3000	3500	3500	3800	1820	1870	1930	590	693	753	4882	4977	5081	5281	5581	6/10
	ZM300	3000	3000	3000	3500	3500	3800	2070	2120	2180	840	943	1003	4932	5027	5135	5335	5635	6/10
	ZM330	3300	3000	3000	3500	3500	3800	2220	2270	2330	990	1093	1153	4964	5059	5168	5368	5668	6/10
	ZM350	3500	3000	3000	3500	3500	3800	2320	2370	2430	1090	1193	1253	4984	5079	5189	5389	5689	6/10
	ZM370	3700	3000	3000	3500	3200	3800	2420	2470	2530	1190	1293	1353	5004	5099	5210	5410	5710	6/6
	ZM400	4000	3000	2850	3500	3200	3700	2620	2670	2730	1390	1493	1553	5082	5177	5290	5490	5790	6/6
	ZM425	4250	2850	2650	3300	3050	3550	2745	2795	2855	1515	1618	—	5108	5203	5317	5517	—	6/6
	ZM450	4500	2850	2600	3150	2850	—	2870	2920	2980	1640	1743	—	5136	5231	5346	5546	—	6/6
	ZM500	5000	2850	2100	2850	2350	—	3120	3170	3230	1890	1993	—	5190	5285	5402	5602	—	6/6
ZM550	5500	2250	1950	2350	2200	—	3420	3470	3530	2190	2293	—	5289	5384	5505	5705	—	6/6	
ZM600	6000	2650	1900	2400	2100	—	3670	3720	3780	2440	2543	—	5342	5437	5561	5761	—	6/6	
3-stage full free mast	ZSM360	3600	3000	2850	3500	3250	3800	1870	1870	1930	640	640	693	5043	5138	5221	5421	5724	6/6
	ZSM400	4000	3000	2750	3500	3100	3700	2020	2020	2055	790	790	843	5084	5179	5262	5462	5765	6/6
	ZSM435	4350	2850	2550	3300	2950	3500	2120	2120	2180	890	890	943	5113	5208	5291	5491	5794	6/6
	ZSM450	4500	2850	2450	3050	2850	3400	2170	2170	2230	940	940	993	5128	5223	5306	5506	5809	6/6
	ZSM470	4700	2650	2400	2900	2650	3100	2230	2230	2295	1000	1000	1053	5146	5241	5324	5524	5827	6/6
	ZSM480	4800	2800	2350	2900	2550	3100	2270	2270	2330	1040	1040	1093	5156	5251	5334	5534	5837	6/6
	ZSM500	5000	2450	2100	2800	2350	3000	2370	2370	2430	1140	1140	1193	5183	5278	5361	5561	5864	6/6
	ZSM540	5400	2250	1950	2350	2200	2700	2470	2470	2555	1240	1240	1293	5213	5308	5391	5591	5894	6/6
	ZSM600	6000	1400	1250	1650	1300	2000	2670	2670	2780	1440	1440	1493	5317	5412	5403	5603	5908	6/6
	ZSM650	6500	1250	950	1300	1000	—	2870	2870	—	1640	1640	—	5372	5467	5550	5750	—	6/6
ZSM700	7000	1800	1800	2000	2000	—	3045	3045	—	1815	1815	—	5422	5517	5600	5800	—	6/6	

Note: *Indicates the rated load capacity of the front wheel with twin tyres; When the front wheels of 3.5-3.8t are twin tyres (pneumatic tyres) and twin tyres (solid tyres), the service weight is increased by 140kg and 208kg respectively according to the table data; When the front wheels of 3.8t are twin tyres (pneumatic tyres) and twin tyres (solid tyres), the service weight is increased by 103kg and 251kg respectively according to the table data
 2-stage full free mast:3t:When there is no backrest, the free lifting height increases by 477mm; 3.5t-3.8t:When there is no backrest, the free lifting height increases by 407mm.
 3-stage full free mast:3t:When there is no backrest, the free lifting height increases by 427mm; 3.5-3.8t:When there is no backrest, the free lifting height increases by 407mm.

Optional item			
	Model	S	M
Basic items	Pneumatic tyre*	●	●
	Solid tyre	○	○
	Single tyre (front wheel)	●	●
	Twin tyre (front wheel)**	○	○
	Two piece valve	●	●
	Three or four piece valve	○	○
	Basic type: 3M lifting height mast	●	●
	Other type and other height seriesmast***	○	○
	Standard series fork	●	●
	Non standard series forks and attachments	○	○
	Standard exterior color (blue grey + Heli red)	●	●
	Other exterior colors (customized)	○	○
	Turning speed limit	○	○
	Reversing armrest with horn switch	○	●
	Overspeed 5km / h alarm	○	○
Overspeed 8km / h alarm	○	○	
Overspeed 10km / h alarm	○	○	
Safety items	Travelling + lifting + tilting + equipped with OPS function (without lowering)	●	●
	Full set of OPS functions	○	○
	Seat belt switch	○	○
	Multi way valve overload	●	●
	Dry powder fire extinguisher (0.5kg)	○	○
	Dry powder fire extinguisher (2kg)	○	○
	Carbon dioxide fire extinguisher (2kg)	○	○
	Reversing buzzer	●	●
	Reversing Chinese speaker	○	○
	No universal key	●	●
	With universal key	○	○
	Electronic lifting upper buffer	○	○
	Central wide-angle rearview mirror	●	●
	Both side rear-view mirrors + center wide-angle rear-view mirror	○	○
	Reversing radar (4 probes)	○	○
Comfort items	Reversing image (1 Camera + 4 radar probes)	○	○
	Semi enclosed seat	●	●
	Fully suspended seat	○	○
	Instrument panel with 1 USB interface (5V / 1A)	○	●
	Steering wheel starts steering	○	○
	Synchronous steering	○	○
	Steering wheel with handle ball	●	●
	Steering wheel without handle ball	○	○
	electric fan	○	○
	panel mounted cab (including fan + wiper)	○	○
Cab / Windshield / Air conditioner / Heater	Heater	○	○
	Single cooling air conditioner	○	○
	Single cooling air conditioner + heater	○	○
	Front windshield (including wiper)	○	○
	Rear windshield	○	○
Non standard overhead guard	Top windshield (excluding fan)	○	○
	50mm increased of overhead guard height	○	○
Lights	Overhead guard (with protective net)	○	○
	LED rear work light (1)	○	○
	Rear LED red / Blue spotlight (1)	○	○
	Rear and lateral red / blue bar lights	○	○
	Fixed LED flashing warning light	○	●
	Fixed LED rotary warning lamp	○	○
Others	Fixed LED rotary buzzer warning light	○	○
	Metric thread	●	●
	Tilt cylinder jacket	○	○
	Steering cylinder jacket	○	○
	REMA power connector	●	●
	Domestic battery	●	●
	GS battery	○	○
	HOPPECKE battery	○	○
FAAM battery	○	○	
(battery) with automatic water replenishment	○	○	
FICS standard type (for China)	○	○	

Note:
 *●" Standard ; "○" Optional ;
 Some non-standard options need to be customized. Please consult local sales personnel or product development technicians before purchasing.
 **3-3.8t rear wheel is equipped with solid tyre as standard.
 ***The small 2t truck is not equipped with twin tyres.
 ***There are restrictions on the type and height of small 2t and 3.8t mast. See the table of mast parameters for details.